

# **lament**



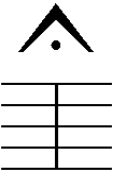
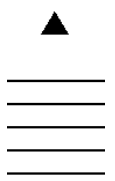
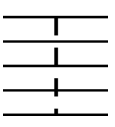
for violin, viola, violoncello

(2005)

viola

**John Teske**

# performance notes

1.  = glissando lasting two full beats, rearticulated at arrival
2.  = gesture lasts for approx. 3 seconds
3.  = short pause before proceeding to next measure, enough time for one breath
4.  = highest note possible
5.  Dotted barlines indicate that the following bar is without meter. The tempo should remain constant, but may be interpreted more freely.
6. At m. 60 the parts are spatially notated. The lines are to be played relatively in tempo, but not together with one another. The figures in repeats are to be played until the violin cues into the next gesture. The repeated figures should be accelerated until almost as fast as the tremolo in the next gesture.





61

7" gliss. 3" trem. start tremolo medium fast and gradually transition to a static double stop ♩ = 84

**F** 7"

*fff* *n. pp* *p*

67

*poco* *mp*

76

*mf*

81 **G**

*p* *poco*

86

*p sub.*

90

*n.*